



Name: <u>Souhaina Assaid</u>			
Mobile no.: <u>056 971 2028</u>		Email: <u>sr.assaid@icloud.com</u>	
Date of Birth: <u>26-11-2002</u>		Sex: <input type="radio"/> M <input checked="" type="radio"/> F	Nationality: <u>Moroccan</u>
How do you know about us? <input type="radio"/> Family or Friends <input type="radio"/> Internet <input type="radio"/> Newspapers <input checked="" type="radio"/> Others			

MEDICAL HISTORY

Certain medical conditions can affect dental treatment and vice versa.

Please complete this form by answering the questions.

Chief Complaint: _____







All details will be strictly confidential.	Yes	No	Others, Please Specify
Are you under a physician's care now?		<input checked="" type="checkbox"/>	
Are you taking any medications, pills, or drugs?	<input checked="" type="checkbox"/>		<u>birth control</u>
Have you ever been hospitalized or had a major operation?		<input checked="" type="checkbox"/>	
Have you ever had any complications following dental treatment?		<input checked="" type="checkbox"/>	
Are you a smoker?		<input checked="" type="checkbox"/>	

Do you have, or have you had any of the following			
<input type="radio"/> High Blood Pressure	<input type="radio"/> Low Blood Pressure	<input type="radio"/> Rheumatic Fever	<input type="radio"/> Fainting / Seizures
<input type="radio"/> Asthma	<input type="radio"/> Heart Attack	<input type="radio"/> Epilepsy	<input type="radio"/> Leukemia
<input type="radio"/> Heart Disease	<input type="radio"/> Kidney Disease	<input type="radio"/> Liver Disease	<input type="radio"/> Lung Disease
<input type="radio"/> Thyroid Problem	<input type="radio"/> Diabetes	<input type="radio"/> Tuberculosis	<input type="radio"/> Hepatitis/Jaundice
<input type="radio"/> Stroke	<input type="radio"/> Arthritis	<input type="radio"/> Cancer	<input type="radio"/> AIDS/HIV Infection
<input type="radio"/> Creutzfeldt-Jakob disease (CJD)	<input type="radio"/> Others, Please Specify _____		

Are you allergic, or have you reacted adversely to any of the following:	Yes	No	Others, Please Specify
Local anesthetics (Novocaine)		<input checked="" type="checkbox"/>	
Penicillin or other antibiotics		<input checked="" type="checkbox"/>	
Asperin or Ibuprofen		<input checked="" type="checkbox"/>	
Reactions to metals		<input checked="" type="checkbox"/>	
Latex or rubber dam		<input checked="" type="checkbox"/>	
Foods		<input checked="" type="checkbox"/>	

Additional questions for women.	Yes	No	Others, Please Specify
Are you pregnant or trying to get pregnant?		<input checked="" type="checkbox"/>	
if yes, expected delivery date: _____			
Are you taking oral contraceptives?	<input checked="" type="checkbox"/>		

PLEASE SELECT THE NUMBER THAT BEST REPRESENTS YOUR CURRENT PAIN INTENSITY

										
0 NO HURT	2 HURTS LITTLE BIT	4 HURTS LITTLE MORE	6 HURTS EVEN MORE	8 HURTS WHOLE LOT	10 HURTS WORST					
No Pain	Moderate Pain				Worst Pain					
0	1	2	3	4	5	6	7	8	9	10

To the best of my knowledge, all of the preceding answer and information provided are true and correct.
If I ever have any change in my health, I will inform the doctor at the next appointment without fail.

Signature of Patient, Parent or Guardian

Date

18-11-2025

PATIENT ASSESSMENT FORM

Oral Health Information Adult	Yes	No
Do you gag easily?	<input type="checkbox"/>	<input checked="" type="checkbox"/>
Do you wear dentures?	<input type="checkbox"/>	<input checked="" type="checkbox"/>
Does food catch between your teeth?	<input type="checkbox"/>	<input checked="" type="checkbox"/>
Do you have difficulty in chewing your food?	<input type="checkbox"/>	<input checked="" type="checkbox"/>
Do you chew on only one side of your mouth?	<input type="checkbox"/>	<input checked="" type="checkbox"/>
Do your gums bleed easily?	<input type="checkbox"/>	<input checked="" type="checkbox"/>
Do your gums bleed when you floss?	<input type="checkbox"/>	<input checked="" type="checkbox"/>
Do your gums feel swollen or tender?	<input type="checkbox"/>	<input checked="" type="checkbox"/>
Are your teeth sensitive?	<input type="checkbox"/>	<input checked="" type="checkbox"/>
Do you take fluoride supplements?	<input type="checkbox"/>	<input checked="" type="checkbox"/>
Do you prefer to save your teeth?	<input checked="" type="checkbox"/>	<input type="checkbox"/>
Do you want complete dental care?	<input checked="" type="checkbox"/>	<input type="checkbox"/>

Oral Health Information Pediatric/Child	Yes	No
Does your child use a thoothpase with flouride in it?	<input type="checkbox"/>	<input type="checkbox"/>
Do you help your child with toothbrushing?	<input type="checkbox"/>	<input type="checkbox"/>
Have your child experince in a dental treatment?	<input type="checkbox"/>	<input type="checkbox"/>
Have your child ever had cavities?	<input type="checkbox"/>	<input type="checkbox"/>
Does your child complain of mouth pain?	<input type="checkbox"/>	<input type="checkbox"/>
Does your child take a bottle to bed?	<input type="checkbox"/>	<input type="checkbox"/>
Does your Child loves to eat foods like Chocolates, candy, snacks a lot?	<input type="checkbox"/>	<input type="checkbox"/>
Does your child gums bleed easily?	<input type="checkbox"/>	<input type="checkbox"/>

Health Information for TMJ	Yes	No
Do you clench or grind your jaws frequently?	<input type="checkbox"/>	<input type="checkbox"/>
Do your jaws ever feel tired?	<input type="checkbox"/>	<input type="checkbox"/>
Does your jaw get stuck so that you can't open freely?	<input type="checkbox"/>	<input type="checkbox"/>
Does it hurt when you chew or open wide to take a bite?	<input type="checkbox"/>	<input type="checkbox"/>
Do you have earaches or pain in front of the ears?	<input type="checkbox"/>	<input type="checkbox"/>
Do you have any jaw headaches upon awaking in the morning?	<input type="checkbox"/>	<input type="checkbox"/>
Do you find jaw pain or discomfort extremely frustrating /depressing?	<input type="checkbox"/>	<input type="checkbox"/>
Do you have a temporomandibular (jaw) disorder (TMD)?	<input type="checkbox"/>	<input type="checkbox"/>
Do you have pain in the face, cheeks, jaws, joints, throat, or temples?	<input type="checkbox"/>	<input type="checkbox"/>
Are you unable to open your mouth as far as you want?	<input type="checkbox"/>	<input type="checkbox"/>
Are you aware of an uncomfortable bite?	<input type="checkbox"/>	<input type="checkbox"/>
Have you had a blow to the jaw (trauma)?	<input type="checkbox"/>	<input type="checkbox"/>
Are you a habitual gum chewer or pipe smoker?	<input type="checkbox"/>	<input type="checkbox"/>

DENTAL CHARTING

The diagram shows two dental arches. The upper arch is labeled 'UPPER' and the lower arch is labeled 'LOWER'. Each arch is divided into four quadrants: Right (R) and Left (L) for the upper arch, and Right (R) and Left (L) for the lower arch. Teeth are numbered 1 through 32. The upper arch teeth are numbered 1 to 16 from left to right, and the lower arch teeth are numbered 17 to 32 from left to right. Each tooth is represented by a circle with a cross inside, indicating its position and status.

Category	0 = healthy	1 = changes	2 = unhealthy	Score
Lips	Smooth, Pink, Moist	Dry, chapped, red at corners	Swelling or lump ulcerated at corners	
Tongue	Normal, Moist, Pink	Patchy, fissured, red, coated	Patch that is red & ulcerated, swollen	
Gums & Tissues	Pink, Moist, Smooth	Dry, shiny, rough, swollen 1 to 6 teeth	Swollen, bleeding Generalized redness	
Saliva	Moist Tissues, Watery	Dry, sticky tissues, Little saliva present	No saliva present Tissues parched	
Natural Teeth	No Decayed/ Broken Teeth	1 to 3 decayed / 1 broken teeth	4 or more decayed & broken teeth	
Denture(s)	No Broken Areas	1 Broken Area	More than 1 broken	

FALL RISK ASSESSMENT

Falls are common for 65yrs of age and older.	Points	Yes	No
Do you fallen in the pass years?	2	<input type="checkbox"/>	<input type="checkbox"/>
Are you using or advice to use cane or walker?	2	<input type="checkbox"/>	<input type="checkbox"/>
Are you lose a balance while walking?	1	<input type="checkbox"/>	<input type="checkbox"/>
You Worry about falling?	1	<input type="checkbox"/>	<input type="checkbox"/>
Do you use your arm/s to push your self from a chair?	1	<input type="checkbox"/>	<input type="checkbox"/>
Do you have trouble stepping up onto a crub/steps?	1	<input type="checkbox"/>	<input type="checkbox"/>
Are you sways when standing stationary?	1	<input type="checkbox"/>	<input type="checkbox"/>
Do you take short narrow step?	1	<input type="checkbox"/>	<input type="checkbox"/>
Are you stamble often or look at the ground when you walk?	1	<input type="checkbox"/>	<input type="checkbox"/>
Do you frequently have to rush to the toilet?	1	<input type="checkbox"/>	<input type="checkbox"/>
Do you have lost some feeling in one or both of your feet?	1	<input type="checkbox"/>	<input type="checkbox"/>
Do you take any medication to feel light headed or sleepy?	1	<input type="checkbox"/>	<input type="checkbox"/>
	14	<input type="checkbox"/>	<input type="checkbox"/>
Total Points			

YOUR FALL RISK →

